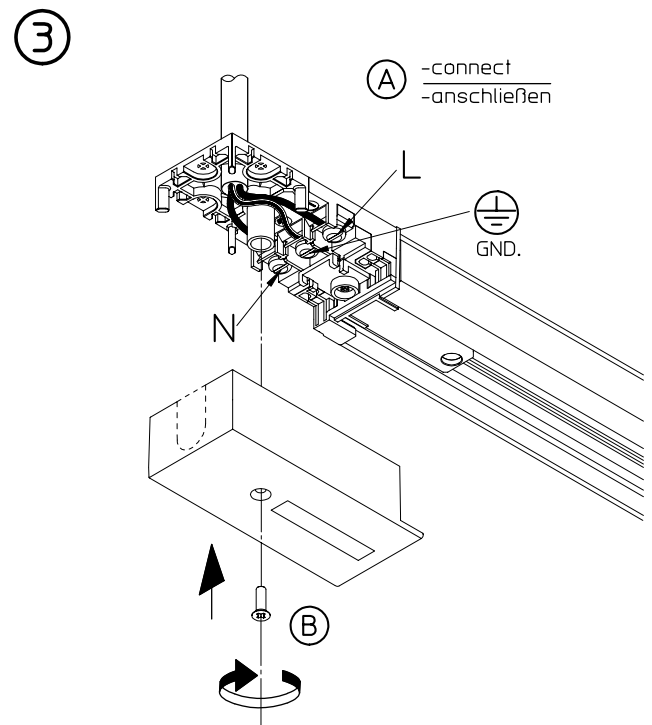
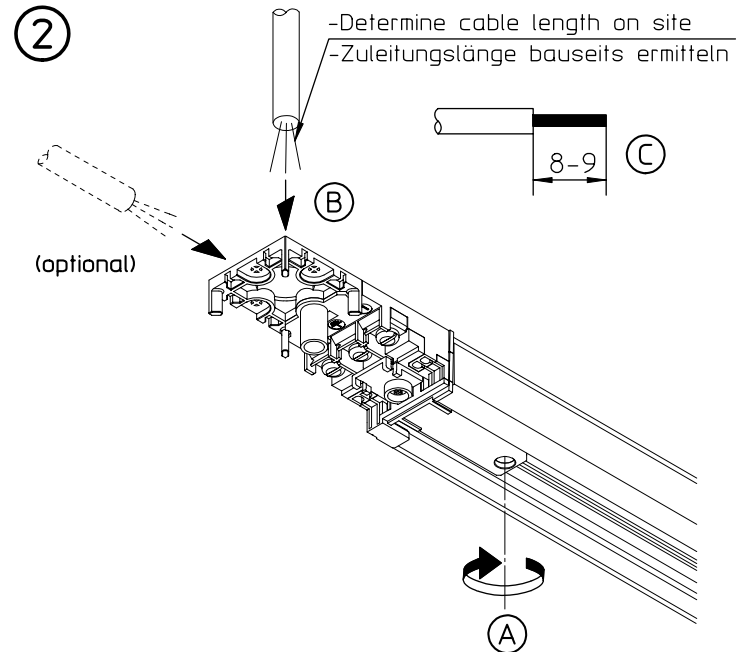
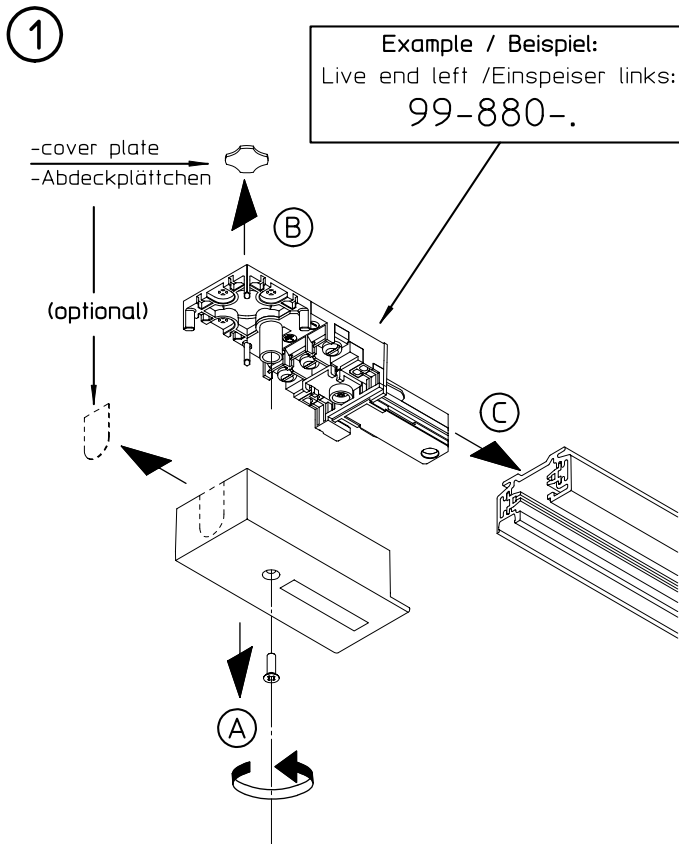
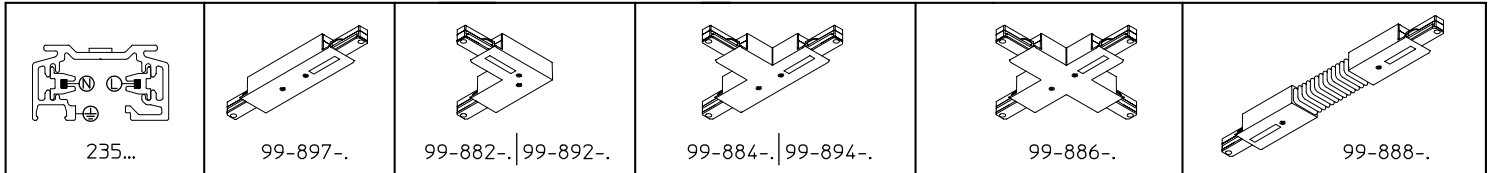


99-890-.

99-880-.



WEEE-REG.-NR. DE 52540255



Feed from the top:
-The cover plate has to be broken off.

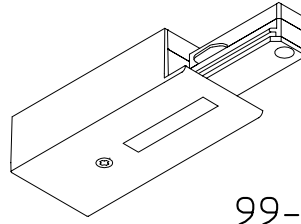
optional:

Feed from the side:
-The end cap can be cut off.

Einspeisung von oben:
-Das Abdeckplättchen muss herausgebrochen werden.

optional:

Einspeisung von der Seite:
-Das Abdeckplättchen kann heraus geschnitten werden.



99-890-.

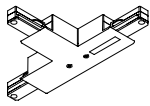
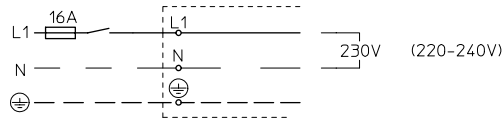
99-880-.



WEEE-REG.-NR. DE 52540255

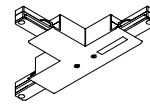
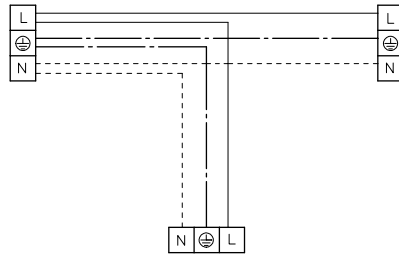
$P_{max.} = 3600 \text{ W}$
(3.500 - 3.800W)

$\text{---} = 1 \times 16 \text{ A}$
 $\varnothing_{min.} = 3 \times 1,5 \text{ mm}^2$
 $\varnothing_{max.} = 3 \times 2,5 \text{ mm}^2$



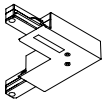
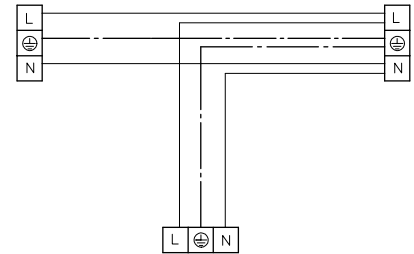
99-884-.

-Ground connect left
-Schutzleiter links



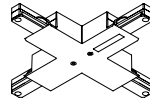
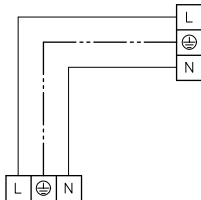
99-894-.

-Ground connect right
-Schutzleiter rechts

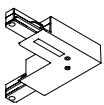
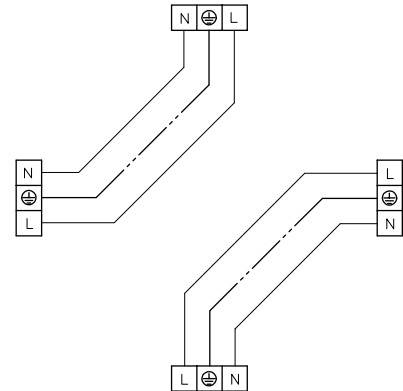


99-892-.

-Ground connect inside
-Schutzleiter innen

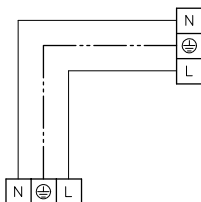


99-815-.



99-882-.

-Ground connect outside
-Schutzleiter außen



- This product is suitable for indoor dry locations only.
- To be installed by trained personnel only. (electrician)
- This instruction shows a typical installation.
- It is the responsibility of the installer to ensure the electrical, mechanical and thermal compatibility of the track system and the fittings.
- Materials used for ceiling fixation should conform to relevant building regulations.
- It is essential to cover the ends of the track with end covers or protective caps
- Save these Instructions.

- Dieses Produkt ist nur für trockene Innenräume geeignet.
- Montage nur durch geschultes Fachpersonal. (Elektriker)
- Diese Anleitung beschreibt die Standard Montage.
- Es liegt in dem Verantwortungsbereich des Installateurs, die elektrische, mechanische und thermische Verträglichkeit zwischen dem Stromschienen-System und den daran angebrachten Leuchten sicherzustellen.
- Im Deckenbereich nur baupolizeilich zugelassenes Befestigungsmaterial verwenden.
- Es ist zwingend notwendig, die Stromschienenenden mit Endabdeckung bzw. Schutzkappen zu verschliessen.
- Montageanleitung aufbewahren.